

DATA LOGGERS

Two-Channel DC Voltage, Current, Pulse & Event

Model L452

Bluetooth-enabled logger and event counter that records DC voltage, DC current, 4 to 20mA pulse counts



Powered by batteries or through a USB cable

► SPECIFICATIONS

MODEL	L452			
ELECTRICAL				
Channels	Two			
Input	Six-pin terminal strip			
Measurements	DC Current	DC Voltage	Event	Pulse
Range	4 to 20mA	100mV, 1V, 10V	N/A	N/A
Accuracy (% of Reading)	±(0.25% + 5cts)	±(0.5% + 1cts)	N/A	N/A
Resolution	0.01mA	0.1mV, 1mV, 10mV	N/A	N/A
Input Impedance	100Ω	1MΩ	1MΩ	N/A
Sample Rate	5 samples/s	5 samples/s	16 samples/s	100 samples/s
Sample Period	DC inputs: 200, 400, 600, or 800ms; or from 1 to 60 seconds Pulse detection: 10ms			
Storage Modes	Start/Stop (ends when memory is full or when the recording stop time is reached, whichever comes first)			
Recording Length	10 minutes to 1 year, set via instrument front panel or through DataView®			
Memory	32MB internal Flash memory (up to 1024 logging sessions, 16M samples)			
Communication	Bluetooth 2.1, Class 1 or USB 2.0			
Power Source	External: via USB connector Internal: 2 x AA NIMH rechargeable batteries (charges through USB port)			
Battery Life	Up to 180 days (dependent on storage rate/recording length)			
MECHANICAL				
Dimensions	1.275 x 2.578 x 5.413" (32.4 x 65.5 x 137.5mm)			
Weight (with battery)	190g (6.7oz) with batteries			
Vibration	IEC 68-2-6 (1.5mm, 10 to 55Hz)			
Shock	IEC 68-2-27 (30G)			
ENVIRONMENTAL				
Operating Temperature	0 to 50°C (32 to 122°F)			
Humidity	16 to 85%			
Protection	IP 40 (instrument alone); IP 20 (instrument with terminal strip)			

► PRODUCT INCLUDES

6 ft USB cable, US 120V wall-to-USB plug, 6-pin screw terminal block, 2 x AA rechargeable NIMH batteries, quick start guide, and a USB stick containing DataView® software and a user manual.



Model L452

Front Panel & Functional Displays

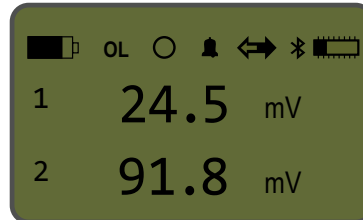


FEATURES

- Multiple data input types.**
 The L452 can log DC voltage, DC current, 4 to 20mA pulse counts, or events, using either one or two independent inputs. Measurements can be performed directly on the instrument, or through a variety of sensors. This data is stored in the instrument's large 32MB internal Flash memory.
- Expanded user interface.**
 You can set up the instrument and view real-time measurement data through the front panel LCD screen and input buttons. The L452 features an on-board menu-based interface for navigating measurement data and selecting configuration options.
- Enhanced DataView® support.**
 The instrument connects to a PC using either *Bluetooth* or USB. Once connected, logged data can be downloaded, analyzed, and formatted into reports using DataView's new Data Logger Control Panel. This Control Panel also enables users to change settings on the instrument, view real-time measurements, schedule recording sessions, and perform other configuration tasks.

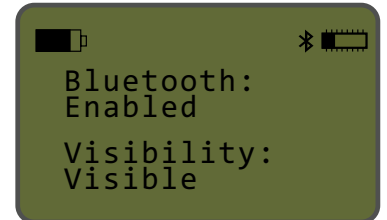


Instrument Configuration



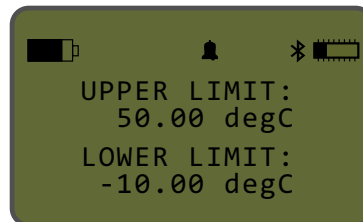
Instrument configuration parameters can be set through the front panel interface

Bluetooth Enabled/Visibility



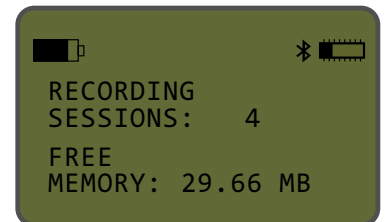
Enable and configure Bluetooth's functionality

Alarm Triggers



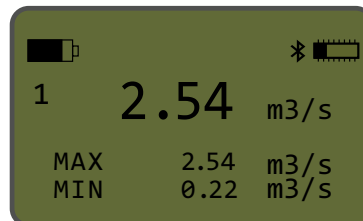
Allows you to set the upper and/or lower alarm trigger limits.

Recording Session



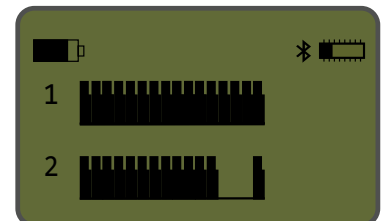
Displays the number of recording sessions currently stored in memory. It also shows the amount of free memory left for storing additional recording sessions.

Min/Max Measurements



For analog input types, this screen displays the session's MIN/MAX measurement values for each channel.

Event Measurement Data



For event input, the Channels 1 & 2 measurement graphic data screen appears.

CATALOG NO.	DESCRIPTION
-------------	-------------

2153.51	Data Logger Model L452 (2-Channel, w/LCD, 100mV/1V/10Vdc, 4 to 20mA dc, Event & Pulse, DataView® software)
---------	--

